

Features

- Contemporary towel bar and knob combination offers storage on the outside of the door without encroaching on the bathing space.
- CleanCoat®+ glass coating creates a hydrophobic barrier that repels water, soap scum, and residue, saving time and protecting shower doors 10 times longer than original CleanCoat. (Based on 2021 internal wear/abrasion testing using a microfiber cloth.)

Material

- Frameless, 1/4" (6 mm) thick Crystal Clear tempered glass.

Technology

- Center-guided mechanism for smooth, quiet sliding action and easy cleaning.
- Frameless design with minimal metal allows for greater ease of cleaning.
- Low bottom track creates easy entry and exit to the bathing space.

Installation

- Out-of-plumb adjustability simplifies installation.
- Sliding shower door.
- Not for use in hospitality.

Recommended Products/Accessories

K-23723 Faucet cleaner

Included Components

Additional Components:
Hardware kit



Codes/Standards




ANSI Z97.1
CPSC 16CFR 1201

KOHLER® One-Year Limited Warranty

See website for detailed warranty information.

Available Colors/Finishes

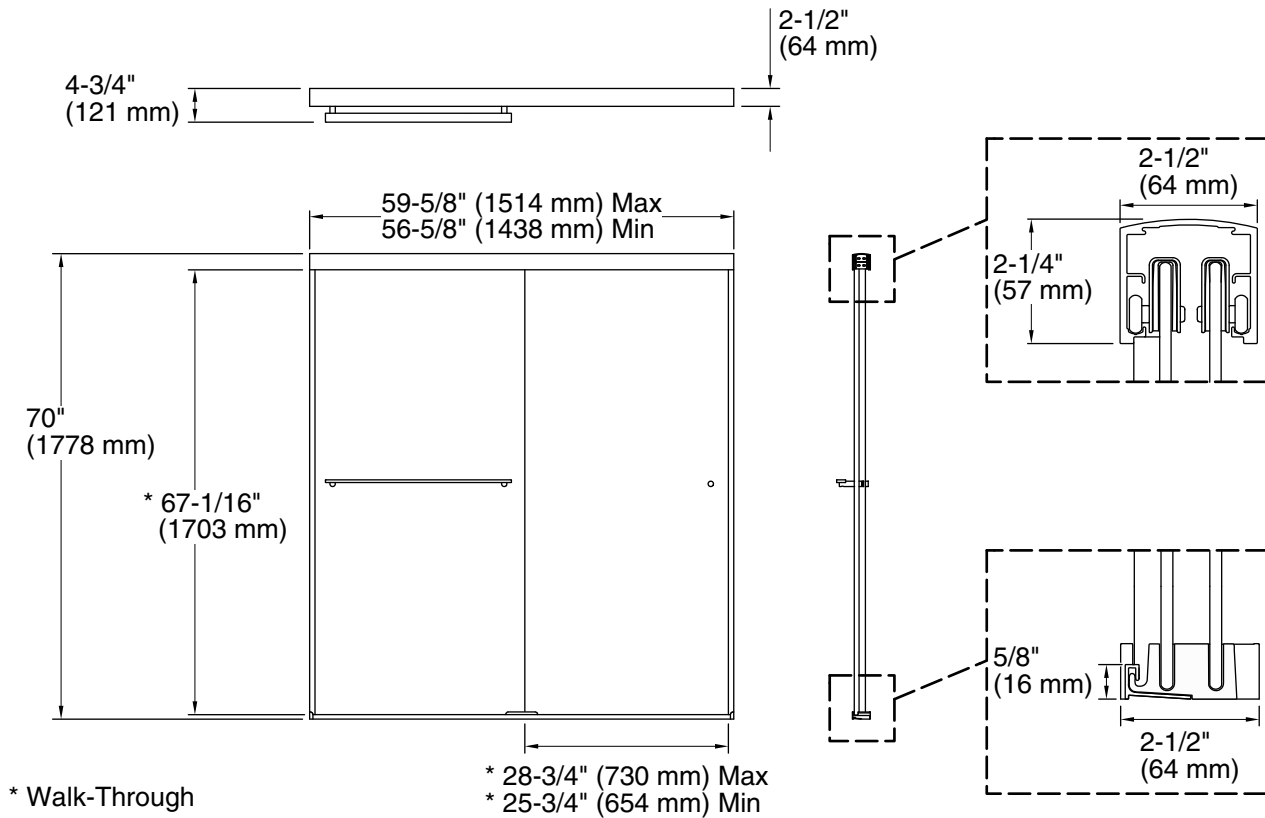
Color tiles intended for reference only.

| Color | Code | Description |
|-------------------------------------------------------------------------------------|------|-------------------------|
|  | SHP | Bright Polished Silver |
|  | ABZ | Anodized Dark Bronze |
|  | BNK | Anodized Brushed Nickel |

Available Glass Options

| Code | Description |
|------|-------------|
|------|-------------|

| | |
|---|---------------|
| L | Crystal Clear |
|---|---------------|



Technical Information

All product dimensions are nominal.

| | |
|----------------------------|------------------------------|
| Installation type: | For shower base installation |
| Opening style: | Sliding/Bypass |
| Opening Width - Min: | 56-5/8" (1438 mm) |
| Opening Width - Max: | 59-5/8" (1514 mm) |
| Walk-through - Min: | 25-3/4" (654 mm) |
| Walk-through - Max: | 28-3/4" (730 mm) |
| Base-To-Wall Radius - Max: | 3/8" (10 mm) |
| Glass thickness: | 1/4" (6 mm) |
| Glass coating: | CleanCoat® |

Notes

Install this product according to the installation guide.

Wall jambs are made of clear plastic and may not cover existing shower door holes.

NOTICE: The vertical opening should be a minimum of 72-1/2" (1842 mm) to allow clearance for installing the top track over the wall jambs.